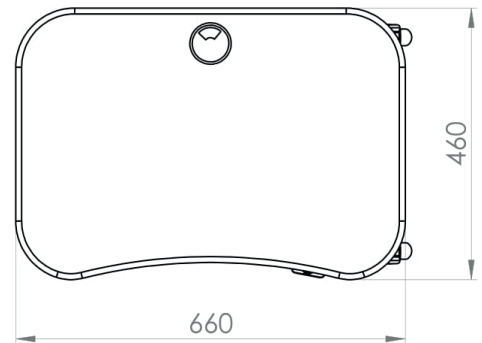


MD series

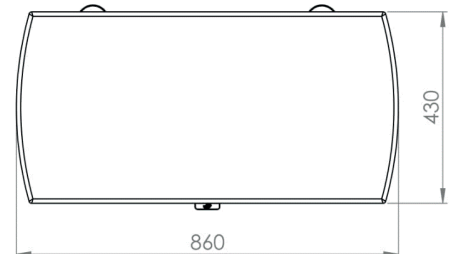
ophthalmic electric tables

Designed for installation of various ophthalmic devices and allow the patients in wheelchairs to be examined quickly and comfortably. MDT ophthalmic tables have been equipped with: single MDT multi-voltage (100-240V AC) electric telescopic column made of anodised aluminium, table top made of MDF (medium-density fibreboard) varnished with high-quality, wear-resistant polyurethane coatings in RAL7047; powder coated steel base in RAL7024, and either 4 lockable castors Ø75mm (MD-1/2/V series) or 2 castors Ø50mm & 2 screw-in foot (COMBO series).

MD-1



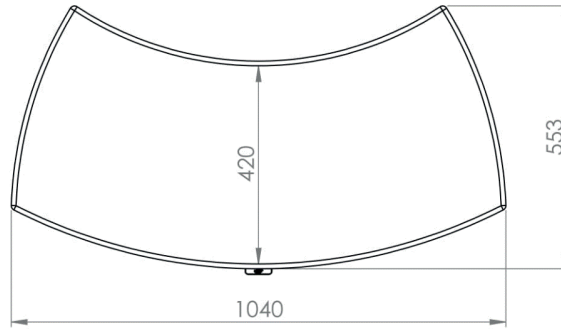
MD-2



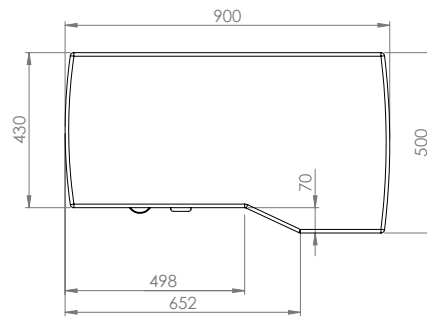
MD series

ophthalmic electric tables

MD-V



MD-2 PC



MD-1 YAG/SLT

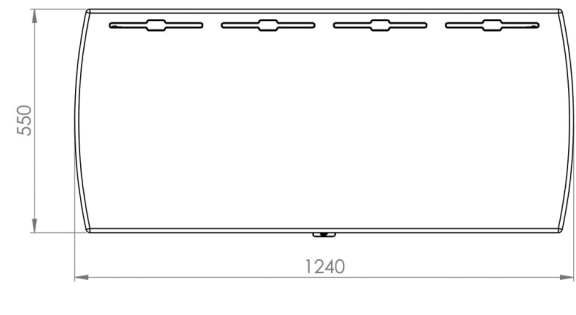


MD series

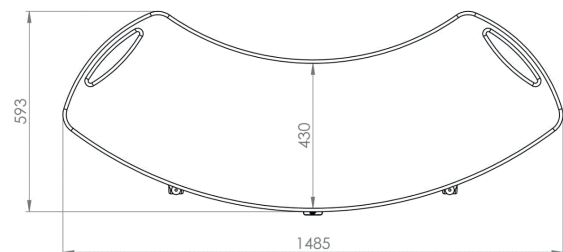
ophthalmic electric tables

MD-3 series allow for installation either up to 3 ophthalmic devices or 1 specific ophthalmic device - Lightmed® laser. Equipped with 2 synchronised MDT multi-voltage (100-240V AC) electric telescopic columns, table top made of MDF (medium-density fibreboard) varnished with high-quality, wear-resistant polyurethane coatings in RAL7047; 2 powder coated steel bases in RAL7024, and 4 lockable castors Ø75mm.

MD-3



MD-3V



MD series

ophthalmic electric tables

MD-3 Lightmed®



Technical specification	Table top dimensions [mm]	Table top height working range [mm]	Net weight	Max. table top load	Packaging (gross weight)
MD-1	660x460		25kg		1 box; 29kg, 77x52x29cm
MD-1 600x500	600x500	661-911	25kg		1 box; 29kg, 77x53x30cm
MD-1 PC	900x500/ 430mm		27kg		
MD-1 YAG/SLT	800x460	718-968	26kg	65kg	
MD-2	860x430		27kg		2 boxes; 17kg, 91x51x13cm; 24kg, 77x52x29cm
MD-2 1000x500	1000x500	661-911	28kg		2 boxes; 11kg, 105x54x11cm; 24kg, 77x52x29cm
MD-V	1040x553		28kg		2 boxes; 11kg, 111x65x12cm; 24kg, 77x52x29cm
COMBO-1	660x460		32kg		2 boxes; 18kg, 77x52x29cm; 20kg, 77x52x13cm
COMBO-2	860x460	569-846	34kg	65kg	2 boxes; 21kg, 91x52x29cm; 20kg, 77x52x13cm
MD-X	500x580	747-1048	45kg	65kg	
MD-3	1240x550		42kg		2 boxes; 26kg, 128x58x11cm; 22kg, 57x50x32cm
MD-3V	1485x593	608-908	33kg	90kg	2 boxes; 18kg, 160x65x12cm; 22kg, 57x50x32cm
MD-3 Lightmed®	1000x420		38kg		2 boxes; 20kg, 104x55x10cm; 31kg, 92x21x37cm

MD series

ophthalmic electric tables options



Table top colour of your choice (RAL)



Printer shelf (430x490mm)

Please note that while adding printer shelf a standard base will be changed respectively as presented in the picture (2 castors, 2 screw-in foot)



Extension lead (C14/2x UniSchuko)



Adapters for UniSchuko plug
(A, B, C, D, G, H, I, K, L, M, N, O)



Additional device power cord (C13/C14)



CMB - Cable management basket

PC hanger



Keyboard holder